

### ABOUT TIMES-7

Pushing the boundaries of RFID technology worldwide Times-7 are leaders in RFID antenna design and manufacture. Our patented award winning UHF antennas meet the needs of virtually any industry application; providing customers with fast accurate tracking of products, assets & people; empowering organizations to transform processes & reduce costs.

Our SlimLine range of antennas is unique in the RFID industry; offering high levels of performance & durability in an aesthetically superior form.

Proven in a diverse & growing range of markets, applications include: retail & customer interaction, conference & people tracking, race timing, baggage handling, and logistic & supply chain asset management.

Times-7 Research Ltd  
29 Railway Avenue  
Lower Hutt 5010  
New Zealand

NEW ZEALAND  
P: +64 4 974 6566

USA/CANADA  
P: +1 408 769 5025

E: [info@times-7.com](mailto:info@times-7.com)

[www.times-7.com](http://www.times-7.com)



*The SlimLine A6034S*

Up to 9m / 29 ft. read range

Just 12 mm / 0.5 in. thick

High performance & rugged design

Suitable for indoor/outdoor use  
& industrial applications

Part of the SlimLine range of multi-purpose antennas, the A6034S is an ultra-low profile high performance circularly polarized flat panel antenna. With a read range of up to 9 m / 29 ft. and utilizing a narrow even beam, the A6034S provides for a highly accurate read zone. The rugged design of the A6034S makes it suitable for a range of indoor / outdoor RFID deployments, including industrial applications.

## Specifications

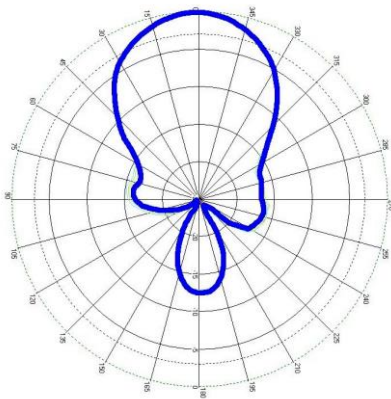
### Physical / Environmental Specifications

Dimensions (L x W x D):	394 mm x 394 mm x 12 mm 15.5 " x 15.5 " x 0.5 "
Weight:	1.75 kg / 3.8 lbs.
Radome Material:	Fire retardant ABS
Environmental Rating:	IP65
Operating / Storage Temperature:	-20° to +55°C / -30° to +65°C -4° to +131°F / -22° to +149°F
Mounting:	Integrated mounting holes / no accessory req.
Connector type / position:	SMA female side fly lead (300mm / 1ft)

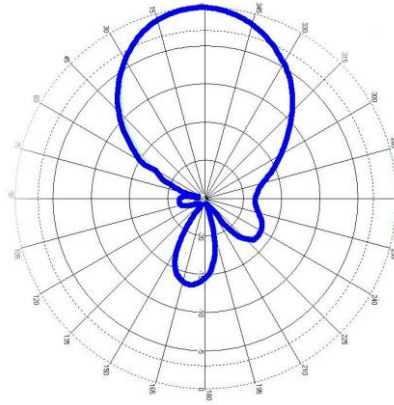
### Electrical Specifications

Frequency Range:	865-868 MHz / 902-928 MHz
Polarization:	Circular
Far-field Gain:	9 dBiC typical
Far-field 3 dB beamwidth:	50° in both planes
VSWR	1.4 typical
Front to back ratio:	13 dB
Axial Ratio:	< 2 dB at boresight
Nominal impedance:	50 Ω
Anti-static protection:	DC grounded
Antenna detection	10 K Ω resistance
Maximum Input Power:	3 W

### E-field elevation & Azimuth Patterns



Vertical



Horizontal

### Ordering Information (please quote both product code & part no.)


Product Code	Band	Part No.
A6034S	ETSI 865-868 MHz	71002
A6034S	FCC 902-928 MHz	71003

### OUR GLOBAL NETWORK

Constantly increasing market reach and influence in the global RFID industry, Times-7's international support spans The Americas, Europe, and Asia Pacific regions through our distributor, authorized reseller and integrated solutions provider network.

## Applications

- High performance RFID applications where long / highly accurate read zones are required
- Space constrained / Customer facing environments
- All-weather rugged design suitable for industrial applications



Times-7 Research Ltd  
29 Railway Avenue  
Lower Hutt 5010  
New Zealand

NEW ZEALAND  
P: +64 4 974 6566

USA/CANADA  
P: +1 408 769 5025

E: [info@times-7.com](mailto:info@times-7.com)

[www.times-7.com](http://www.times-7.com)

The technical data contained in this publication is not a guarantee for which Times-7 Research Ltd assumes legal accountability. It is indicative of typical performance, and if required should be relied on for specific applications only after due verification.

All technical data, specifications and other information contained herein are deemed to be the proprietary intellectual property of Times-7 Research Ltd. No reproduction, copy or use thereof may be made without the express written consent of Times-7 Research Ltd.